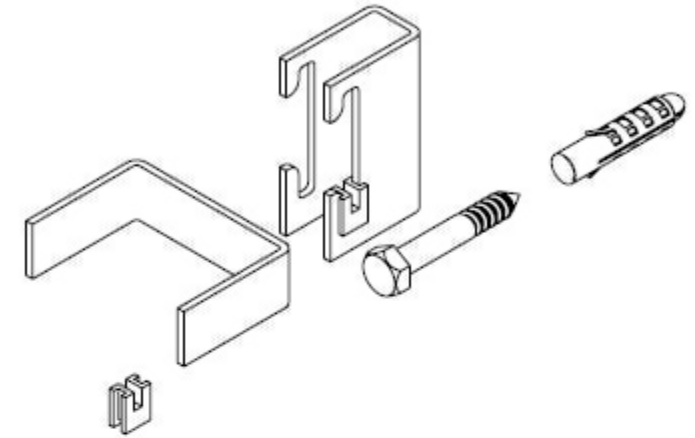
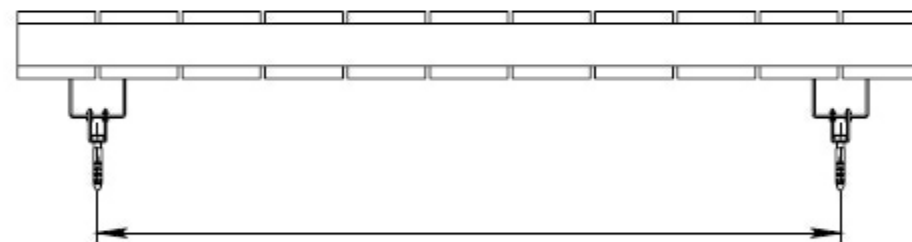
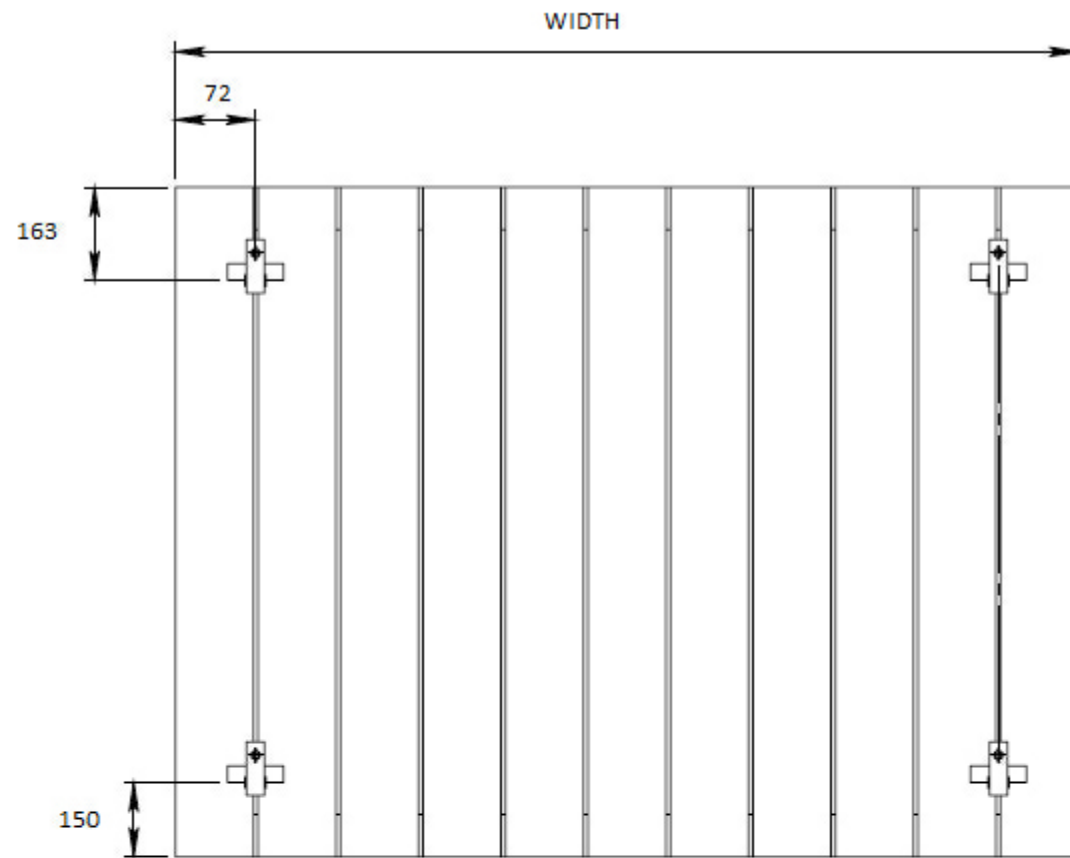
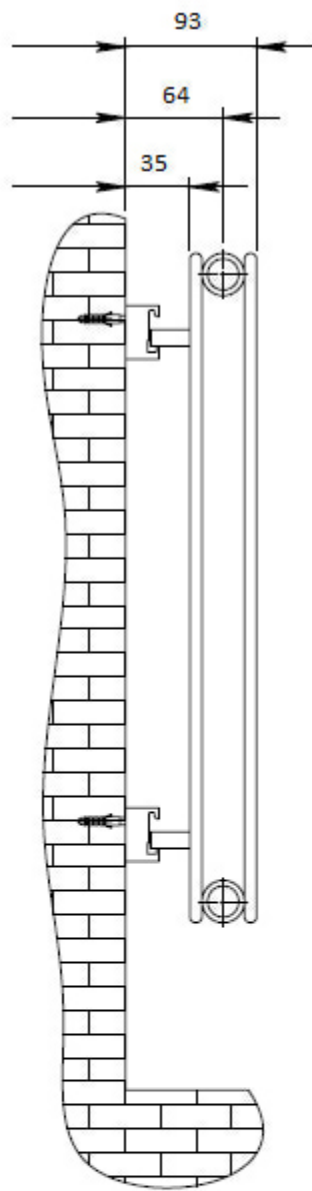


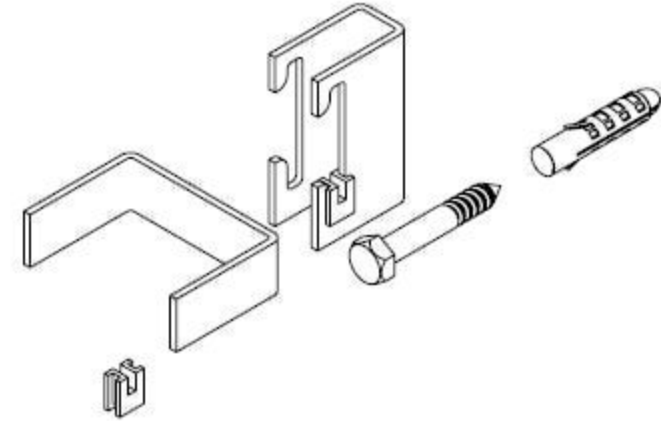

FLAT DESIGNER RADIATOR TEKNISK DETALJER

PRODUCT CODE	NAMES	Overall Dimension		Pipe Centres mm	Wall to Pipe centre mm	Wall Distance mm	Tube Quantity	Fuel C/E/D	Delta T : 50C watts
		Height mm	Length mm						
RND-FL163W	FLAT SINGLE WHITE	1600	218	218	27	56	3	C	477
RND-FL164W	FLAT SINGLE WHITE	1600	292	292	27	56	4	C	637
RND-FL165W	FLAT SINGLE WHITE	1600	366	366	27	56	5	C	796
RND-FL166W	FLAT SINGLE WHITE	1600	440	440	27	56	6	C	955
RND-FL167W	FLAT SINGLE WHITE	1600	514	514	27	56	7	C	1115
RND-FL183W	FLAT SINGLE WHITE	1800	218	218	27	56	3	C	537
RND-FL184W	FLAT SINGLE WHITE	1800	292	292	27	56	4	C	716
RND-FL185W	FLAT SINGLE WHITE	1800	366	366	27	56	5	C	895
RND-FL186W	FLAT SINGLE WHITE	1800	440	440	27	56	6	C	1074
RND-FL187W	FLAT SINGLE WHITE	1800	514	514	27	56	7	C	1254
RND-FL06W	FLAT SINGLE WHITE	600	440	440	27	56	6	C/E/D	331
RND-FL08W	FLAT SINGLE WHITE	600	588	588	27	56	8	C/E/D	442
RND-FL11W	FLAT SINGLE WHITE	600	810	810	27	56	11	C/E/D	608
RND-FL14W	FLAT SINGLE WHITE	600	1032	1032	27	56	14	C/E/D	773
RND-FL17W	FLAT SINGLE WHITE	600	1254	1254	27	56	17	C/E/D	939
RND-FL163A	FLAT SINGLE ANTHRACITE	1600	218	218	27	56	3	C	477
RND-FL164A	FLAT SINGLE ANTHRACITE	1600	292	292	27	56	4	C	637
RND-FL165A	FLAT SINGLE ANTHRACITE	1600	366	366	27	56	5	C	796
RND-FL166A	FLAT SINGLE ANTHRACITE	1600	440	440	27	56	6	C	955
RND-FL167A	FLAT SINGLE ANTHRACITE	1600	514	514	27	56	7	C	1115
RND-FL183A	FLAT SINGLE ANTHRACITE	1800	218	218	27	56	3	C	537
RND-FL184A	FLAT SINGLE ANTHRACITE	1800	292	292	27	56	4	C	716
RND-FL185A	FLAT SINGLE ANTHRACITE	1800	366	366	27	56	5	C	895
RND-FL186A	FLAT SINGLE ANTHRACITE	1800	440	440	27	56	6	C	1074
RND-FL187A	FLAT SINGLE ANTHRACITE	1800	514	514	27	56	7	C	1254
RND-FL06A	FLAT SINGLE ANTHRACITE	600	440	440	27	56	6	C/E/D	331
RND-FL08A	FLAT SINGLE ANTHRACITE	600	588	588	27	56	8	C/E/D	442
RND-FL11A	FLAT SINGLE ANTHRACITE	600	810	810	27	56	10	C/E/D	608
RND-FL14A	FLAT SINGLE ANTHRACITE	600	1032	1032	27	56	14	C/E/D	773
RND-FL17A	FLAT SINGLE ANTHRACITE	600	1254	1254	27	56	17	C/E/D	939
RND-FL163WD	FLAT DOUBLE WHITE	1600	218	218	64	93	6	C	860
RND-FL164WD	FLAT DOUBLE WHITE	1600	292	292	64	93	8	C	1146
RND-FL165WD	FLAT DOUBLE WHITE	1600	366	366	64	93	10	C	1432
RND-FL166WD	FLAT DOUBLE WHITE	1600	440	440	64	93	12	C	1719
RND-FL167WD	FLAT DOUBLE WHITE	1600	514	514	64	93	14	C	1889
RND-FL183WD	FLAT DOUBLE WHITE	1800	218	218	64	93	6	C	967
RND-FL184WD	FLAT DOUBLE WHITE	1800	292	292	64	93	8	C	1289
RND-FL185WD	FLAT DOUBLE WHITE	1800	366	366	64	93	10	C	1611
RND-FL186WD	FLAT DOUBLE WHITE	1800	440	440	64	93	12	C	1934
RND-FL187WD	FLAT DOUBLE WHITE	1800	514	514	64	93	14	C	2257
RND-FL06WD	FLAT DOUBLE WHITE	600	440	440	64	93	12	C/E/D	596
RND-FL08WD	FLAT DOUBLE WHITE	600	588	588	64	93	16	C/E/D	796
RND-FL11WD	FLAT DOUBLE WHITE	600	810	810	64	93	20	C/E/D	1094
RND-FL14WD	FLAT DOUBLE WHITE	600	1032	1032	64	93	28	C/E/D	1391
RND-FL17WD	FLAT DOUBLE WHITE	600	1254	1254	64	93	34	C/E/D	1690
RND-FL163AD	FLAT DOUBLE ANTHRACITE	1600	218	218	64	93	6	C	860
RND-FL164AD	FLAT DOUBLE ANTHRACITE	1600	292	292	64	93	8	C	1146
RND-FL165AD	FLAT DOUBLE ANTHRACITE	1600	366	366	64	93	10	C	1432
RND-FL166AD	FLAT DOUBLE ANTHRACITE	1600	440	440	64	93	12	C	1719
RND-FL167AD	FLAT DOUBLE ANTHRACITE	1600	514	514	64	93	14	C	1889
RND-FL183AD	FLAT DOUBLE ANTHRACITE	1800	218	218	64	93	6	C	967
RND-FL184AD	FLAT DOUBLE ANTHRACITE	1800	292	292	64	93	8	C	1289
RND-FL185AD	FLAT DOUBLE ANTHRACITE	1800	366	366	64	93	10	C	1611
RND-FL186AD	FLAT DOUBLE ANTHRACITE	1800	440	440	64	93	12	C	1934
RND-FL187AD	FLAT DOUBLE ANTHRACITE	1800	514	514	64	93	14	C	2257
RND-FL06AD	FLAT DOUBLE ANTHRACITE	600	440	440	64	93	12	C/E/D	596
RND-FL08AD	FLAT DOUBLE ANTHRACITE	600	588	588	64	93	16	C/E/D	796
RND-FL11AD	FLAT DOUBLE ANTHRACITE	600	810	810	64	93	20	C/E/D	1094
RND-FL14AD	FLAT DOUBLE ANTHRACITE	600	1032	1032	64	93	28	C/E/D	1391
RND-FL17AD	FLAT DOUBLE ANTHRACITE	600	1254	1254	64	93	34	C/E/D	1690



Code	Name of the prd	H	W	Pipe Center	Wall to pipe Center	wall distance	tube qnt	fuel type	Btu	watts
RND-FL06WD	FLAT DBL	600	440	440	64	93	12	C/E/D	2.032	596
RND-FL08WD	FLAT DBL	600	588	588	64	93	16	C/E/D	2.714	796
RND-FL11WD	FLAT DBL	600	810	810	64	93	22	C/E/D	3.730	1094
RND-FL14WD	FLAT DBL	600	1032	1032	64	93	28	C/E/D	4.743	1391
RND-FL17WD	FLAT DBL	600	1254	1254	64	93	34	C/E/D	5.763	1690





Code	Name of the prd	H	W	Pipe Center	Wall to pipe Center	wall distance	tube qnt	fuel type	Btu	watts
RND-FL184W	FLAT	1600	292	292	39	68	4	C	2.172	636
RND-FL186W	FLAT	1600	440	440	39	68	6	C	3.257	955
RND-FL184A	FLAT	1600	292	292	39	68	4	C	2.172	636
RND-FL186A	FLAT	1600	440	440	39	68	6	C	3.257	955
RND-FL184W	FLAT	1800	292	292	39	68	4	C	2.443	716
RND-FL186W	FLAT	1800	440	440	39	68	6	C	3.664	1074
RND-FL184A	FLAT	1800	292	292	39	68	4	C	2.443	716
RND-FL186A	FLAT	1800	440	440	39	68	6	C	3.664	1074

